



Spark imaginations  
this **summer** with  
**Melissa & Doug!**

Come create and learn with





# Activity Kit

## Get kids coloring, cutting, and learning with these ready-to-play activities!

To kick off your event, simply download and print the following activities. Then contact Melissa & Doug to request materials at **no cost**.

Call 1-800-284-3948 between 8 a.m. and 5 p.m. (ET) to be connected to one of our play experts.

Item#	Product Name
4111	Multi-Color Construction Paper (9"x12")
4136	Triangular Crayon Set (24 pc)
4148	Jumbo Triangular Crayons (10 pc)
4221	Non-Roll Markers
14119	Triangular Colored Pencils (12)
4224	Child-Safe Scissor Set (2 pcs)
9320	Metallic Marker Trace & Color Pad

### ■ Summer Scene Coloring Page

Set out colored pencils, markers, and crayons for this activity. Encourage kids to make up a story about the scene. Who is on the sailboat and where is it sailing to?

### ★ Garden Plant Tags

Colored pencils and markers may work best for kids to color in some of the finer details on the images in this activity. Younger kids may need a grown-up's help to cut out the cards and punch the holes.

### ✿ Summer Postcard

Have kids think of a special place they have visited and draw it on the postcard. Older kids can write in the name of the location (e.g., "Greetings from Sunset Beach"). This activity offers an opportunity to teach kids a bit about letter-writing – where the stamp goes, where the address goes, what a ZIP code is, etc.

### ● Color, Cut & Count Watermelon


This activity asks kids to color the watermelon and count the number of seeds in each slice. Besides asking which slice has the most seeds, you can also ask which has the least, and what is the total number of seeds in all slices.

## Questions?

Contact Melissa & Doug at 1-800-284-3948

# Summer Scene Coloring Page

**DIRECTIONS:** Color in this festive summer scene! Use colored pencils, markers, or crayons to fill the sky with fireworks!




# Garden Plant Tags

**DIRECTIONS:** Color tags, cut along dotted lines, and punch a hole through the tops and bottoms of each card. Thread a straw or small stick through the holes. Then plant in your garden!

Draw your own images! ↘




**Herbs**



**Tomatoes**



**Carrots**



**Lettuce**



**Beans**



**Basil**

---



---



# Summer Postcard

**DIRECTIONS:** Create a cool postcard! When you're done, put a stamp on it and mail it to a friend.

Greetings

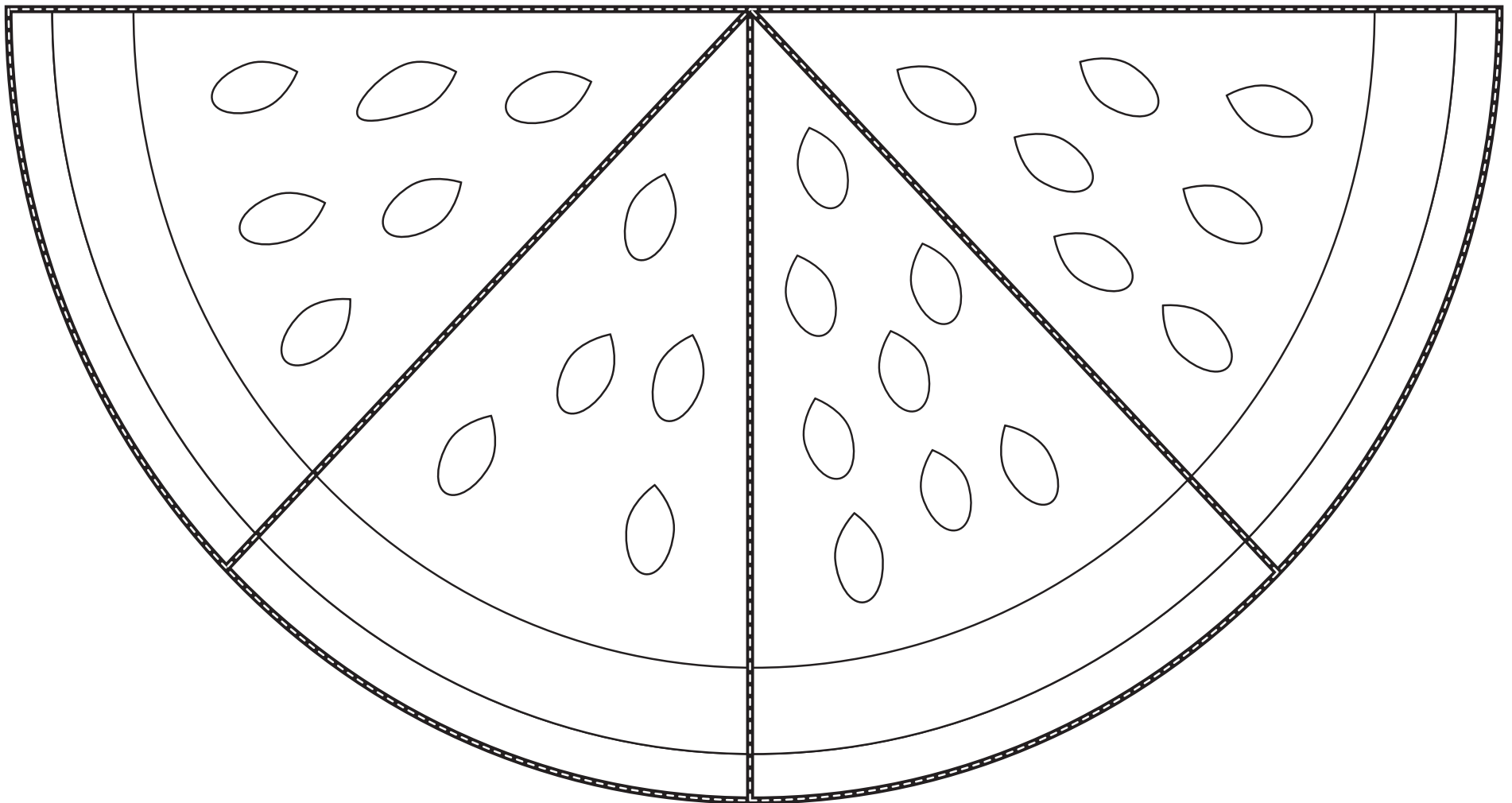
from

Melissa & Doug

To:

# Color, Cut & Count Watermelon

**DIRECTIONS:** Color in the watermelon then use scissors to cut the slices apart. Count the seeds in each slice, which one has the most?



# Come create and learn with



Discover how our toys  
**inspire** imaginations!

---

{Insert store event information here}



**WHOLE KIDS**  
FOUNDATION