



Bring imaginations to
bloom with
Melissa & Doug!

Spring into the season with





Activity Kit

Get kids coloring, cutting, and learning with these ready-to-play activities!

To kick off your event, simply download and print the following activities. Then contact Melissa & Doug to request materials at **no cost**.

Call 1-800-284-3948 between 8 a.m. and 5 p.m. (ET) to be connected to one of our play experts.

● Egg-stra Fun Bunny Maze

Set out crayons, markers, and colored pencils for this activity. After completing the maze, encourage kids to color in the eggs and other illustrations on the page.

♥ Spring Memory Game

Colored pencils and markers may work best for kids to color in some of the finer details on the images in this activity. Younger kids may need a grown-up's help to cut out the cards. Remind kids that they can play on their own or by taking turns with another person.

★ Color the Butterfly

This activity includes a design from our Stained Glass Made Easy collection. Ask kids if they can spot the butterfly in the center of the heart. Have them color in the butterfly, and the heart too, if they want. They can also use stamps to decorate the surrounding area with spring-themed images.

✿ Spring Counting Game

This activity asks kids to color and count the birds in the scene. (There are nine.) You can also ask them to count how many birds are flying (five), how many are standing on the ground (one), how many are perched on the fence (one), or perched on a bird house (two).


Questions?

Contact Melissa & Doug at 1-800-284-3948


Item#	Product Name
4111	Multi-Color Construction Paper (9"x12")
4136	Triangular Crayon Set (24 pc)
4148	Jumbo Triangular Crayons (10 pc)
4221	Non-Roll Markers
14119	Triangular Colored Pencils (12)
4224	Child-Safe Scissor Set (2 pcs)
2415	Butterfly and Hearts Stamp Set

Egg-stra Fun Bunny Maze


DIRECTIONS: Help the bunny through the maze. Count how many eggs you pick up on the way!



START



FINISH




Spring Memory Game

DIRECTIONS: Color each card, then cut along the dotted lines. Place the cards face down, turn them over, and try to find a match!




DIRECTIONS: Color the butterfly inside the heart. Use stamps to decorate the surrounding area.



DIRECTIONS: Count the birds in the scene and write the answer in the box.



Answer:

Come create and learn with



Discover how our toys
inspire imaginations!

{Insert store event information here}



WHOLE KIDS[®]
FOUNDATION